

The 300L from Tracked Carriers provides a cost effective and convenient way to move heavy and bulky goods across all types of terrain and even stairs.

Effort and labour can be reduced by those who deliver, install or move awkward items by reducing unnecessary manual handling whilst simultaneously offering a safe "hands off" approach thanks to the wireless remote control.

Battery powered and robust, the 300L is compact enough to fit almost anywhere yet has a generous platform size, it is also light enough to be transported easily and to reduce ground pressure on sensitive floors. Capable of climbing stairs and steep gradients, the low height of the machine ensures stability and ease of loading.



## FEATURES

- DC electric drive ✓
- 2 speed remote control ✓
- Maintenance free AGM batteries ✓
- Non-marking tracks **Optional**
- Stair climbing kit **Optional**

## DIMENSIONS


Width overall (A)	700mm
Width of platform (B)	680mm
Length of platform (C)	1000mm
Length overall (D)	1100mm
Height (E)	285mm
Track width (F)	130mm
Track length on ground (G)	600mm
Ground clearance (H)	70mm

## CAPACITIES

Max capacity on level ground	300kg
Max capacity at max gradient	150kg
Max gradient	45°
Max side slope	30°
Max speed	1.1km/h
Unladen weight	155kg

## POWER

Power (max)	1.5kW
Voltage	24V
Battery capacity	45Ah
Charger input	110V-230V



**Contact Us:** Tracked Carriers Ltd. The Forge, 154 Maldon Road, Tiptree, Essex CO5 0PH  
**Telephone:** +44 (0)1621 810999 **E-mail:** [info@trackedcarriers.co.uk](mailto:info@trackedcarriers.co.uk) **Web:** [www.trackedcarriers.co.uk](http://www.trackedcarriers.co.uk)

# TRACKED CARRIERS

700

R  
PRO



The 700 series from Tracked Carriers is incredibly compact, enabling access to the most restricted sites. Whilst only 600mm wide, the 700 R and 700 PRO models have a generous maximum capacity of 700kg and all the features of the larger models.

Tracked Carriers **R** models use state-of-the-art technology whilst being simple to operate, reliable and easy to maintain.

**PRO** models offer increased features such as gradient-monitoring, information feedback and a smart auxiliary output, ideal when increased safety measures are required or powered attachments make the job easier.

## FEATURES

R  
MODEL

PRO  
MODEL

Efficient direct AC electric drive	●	●
Fully proportional remote control	●	●
Maintenance free AGM batteries	●	●
Hazard lights front and rear	●	●
Switchable motion alarm	●	●
On board diagnostics	●	●
Adaptable and extendable platform	●	●
LCD information screen on remote control	—	●
Smart auxiliary output socket	—	●
Automatic gradient/speed monitoring	—	●
Non-marking tracks	○	○
Wide range of attachments	○	○

○ = Optional ● = As Standard

## CAPACITIES


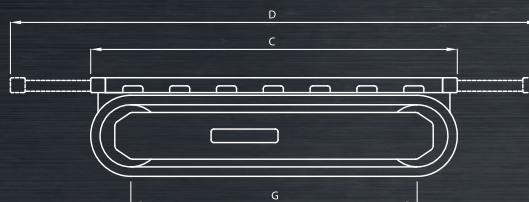
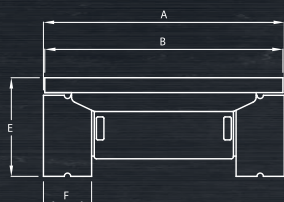
Max capacity on level ground	700kg
Max capacity at max gradient	175kg
Max gradient	45°
Max side slope	30°
Max speed	3.5km/h
Unladen weight	250kg

## POWER

Power (max)	2.2kW
Voltage	24V
Battery capacity	95Ah
Charger input	110V-230V

## DIMENSIONS

Width overall (A)	600mm
Width of bed (B)	590mm
Length of bed/overall (C)	1050mm
Length extended (D)	1600mm
Height (E)	355mm
Track width (F)	130mm
Track length on ground (G)	760mm
Ground clearance (centre)	55mm



**Contact Us:** Tracked Carriers Ltd. The Forge, 154 Maldon Road, Tiptree, Essex CO5 0PH  
**Telephone:** +44 (0)1621 810999 **E-mail:** [info@trackedcarriers.co.uk](mailto:info@trackedcarriers.co.uk) **Web:** [www.trackedcarriers.co.uk](http://www.trackedcarriers.co.uk)



# TRACKED CARRIERS

# 1200

# R PRO



The 1200 series from Tracked Carriers is the ideal all-round carrier. At just 750mm wide the 1200 R and 1200 PRO models can fit through most doorways, and with a substantial 1,200kg maximum capacity the uses are endless.

Tracked Carriers R models use state-of-the-art technology whilst being simple to operate, reliable and easy to maintain.

PRO models offer increased features such as gradient-monitoring, information feedback and a smart auxiliary output, ideal when increased safety measures are required or powered attachments make the job easier.

## FEATURES

R  
MODEL

PRO  
MODEL

Efficient direct AC electric drive	●	●
Fully proportional remote control	●	●
Maintenance free AGM batteries	●	●
Hazard lights front and rear	●	●
Switchable motion alarm	●	●
On board diagnostics	●	●
Adaptable and extendable platform	●	●
LCD information screen on remote control	—	●
Smart auxiliary output socket	—	●
Automatic gradient/speed monitoring	—	●
Non-marking tracks	○	○
Wide range of attachments	○	○

○ = Optional ● = As Standard

## CAPACITIES


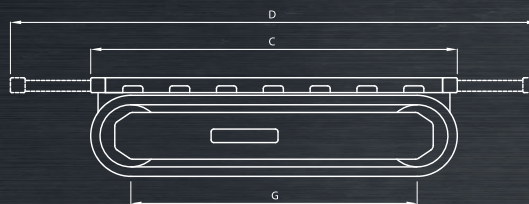
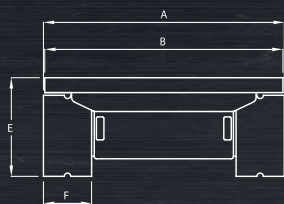
Max capacity on level ground	1200kg
Max capacity at max gradient	300kg
Max gradient	45°
Max side slope	30°
Max speed	3km/h
Unladen weight	340kg

## POWER

Power (max)	2.4kW
Voltage	24V
Battery capacity	115Ah
Charger input	110V-230V

## DIMENSIONS

Width overall (A)	750mm
Width of bed (B)	740mm
Length of bed/overall (C)	1120mm
Length extended (D)	1700mm
Height (E)	360mm
Track width (F)	150mm
Track length on ground (G)	800mm
Ground clearance (centre)	60mm



**Contact Us:** Tracked Carriers Ltd. The Forge, 154 Maldon Road, Tiptree, Essex CO5 0PH  
**Telephone:** 01621 810999 **E-mail:** [info@trackedcarriers.co.uk](mailto:info@trackedcarriers.co.uk) **Web:** [www.trackedcarriers.co.uk](http://www.trackedcarriers.co.uk)

# TRACKED CARRIERS

# 2200

# R PRO



The 2200 series from Tracked Carriers offers an unrivalled method of transporting heavy goods through confined spaces. Only 950mm wide, the 2200 R and 2200 PRO models are heavyweights in compact packaging.

Tracked Carriers **R** models use state-of-the-art technology whilst being simple to operate, reliable and easy to maintain.

**PRO** models offer increased features such as gradient-monitoring, information feedback and a smart auxiliary output, ideal when increased safety measures are required or powered attachments make the job easier.

## FEATURES

**R**  
MODEL

**PRO**  
MODEL

Efficient direct AC electric drive	●	●
Fully proportional remote control	●	●
Maintenance free AGM batteries	●	●
Hazard lights front and rear	●	●
Switchable motion alarm	●	●
On board diagnostics	●	●
Adaptable and extendable platform	●	●
LCD information screen on remote control	—	●
Smart auxiliary output socket	—	●
Automatic gradient/speed monitoring	—	●
Non-marking tracks	○	○
Extra-capacity battery pack	○	○
Wide range of attachments	○	○

○ = Optional    ● = As Standard

## CAPACITIES


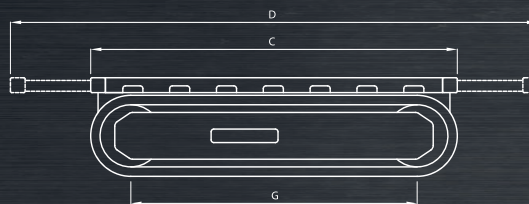
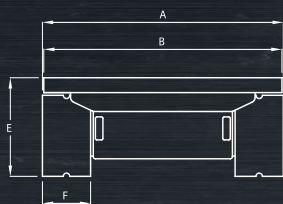
Max capacity on level ground	2200kg
Max capacity at max gradient	550kg
Max gradient	45°
Max side slope	30°
Max speed	3km/h
Unladen weight	500kg

## POWER

Power (max)	3.4kW
Voltage	24V
Battery capacity	200Ah
Charger input	110V-230V

## DIMENSIONS

Width overall (A)	950mm
Width of bed (B)	940mm
Length of bed/overall (C)	1260mm
Length extended (D)	1910mm
Height (E)	365mm
Track width (F)	180mm
Track length on ground (G)	1100mm
Ground clearance (centre)	80mm



**Contact Us:** Tracked Carriers Ltd. The Forge, 154 Maldon Road, Tiptree, Essex CO5 0PH  
**Telephone:** +44 (0)1621 810999 **E-mail:** [info@trackedcarriers.co.uk](mailto:info@trackedcarriers.co.uk) **Web:** [www.trackedcarriers.co.uk](http://www.trackedcarriers.co.uk)



# TRACKED CARRIERS

## 4000 PRO



The new 4000 PRO from Tracked Carriers offers an unrivalled method of transporting heavy goods through confined spaces. At only 1m wide, the 4000 PRO has a maximum capacity of 4,000kg and can climb gradients up to 45° with a reduced load.

The 4000 PRO has remote-controlled platform rotation and extendable support bars fitted as standard. This enables the user to configure the platform and safely rotate loads to improve manoeuvrability in tight areas, and to enable precise load positioning without any effort.

As with all PRO models, this machine features gradient monitoring to increase safe operation when working on steep inclines, information feedback to the remote control, and a 24v auxiliary output to power certain accessories.


### FEATURES

Efficient direct AC electric drive	●
Fully proportional remote control	●
Maintenance free AGM batteries	●
Hazard lights front and rear	●
Infinitely rotatable platform	●
Switchable motion alarm	●
On board diagnostics	●
Adaptable and extendable platform	●
LCD information screen on remote control	●
Smart auxiliary output socket	●
Automatic gradient/speed monitoring	●
Non-marking tracks	○
Lithium batteries	○
Wide range of accessories	○

○ = Optional    ● = As Standard








DIMENSIONS	Width overall (A)	1000mm
	Width of bed (B)	970mm
	Width extended	2070mm
	Length of bed/overall (C)	1790mm
	Length extended (D)	2860mm
	Height (E)	500mm
	Track width (F)	230mm
	Track length on ground (G)	1400mm
	Ground clearance (centre)	100mm

CAPACITIES	Max capacity on level ground	4000kg
	Max capacity at max gradient	1000kg
	Max gradient	45°
	Max side slope	30°
	Max speed	2.5km/h
	Unladen weight	970kgs
POWER	Power (max)	6.0kW
	Voltage	24V
	Battery capacity	200Ah
	Charger input	110V-230V



**Contact Us:** Tracked Carriers Ltd. The Forge, 154 Maldon Road, Tiptree, Essex CO5 0PH  
**Telephone:** +44 (0)1621 810999 **E-mail:** [info@trackedcarriers.co.uk](mailto:info@trackedcarriers.co.uk) **Web:** [www.trackedcarriers.co.uk](http://www.trackedcarriers.co.uk)

Attachments are available to tailor your machine to further improve safety and productivity, as well as increasing the amount of uses and returns that can be had by owning a Tracked Carrier.

		700 R/PRO	1200 R/PRO	2200 R/PRO
	<b>Corner Posts</b> A convenient way to support lengths of loose material. 400mm high.	●	●	●
	<b>Tow Bar</b> Fitted with a UK standard 50mm tow ball, other types of hitch may be fitted.	●	●	●
	<b>Fifth Wheel &amp; Dolly</b> Perfect for transporting long, heavy loads. The dolly is manually steerable and gives an additional 1,000kg capacity to the machine.	-	●	●
	<b>Rotating Platform</b> Makes it easier to manoeuvre loads through awkward spaces. A pivot block is also available to enable use with the Dolly.	●	●	●
	<b>Winch</b> A compact winch which does not interfere with the carrier bed and is operated by the remote control. 1t line pull.	○	○	○
	<b>Stair Climbing Kit</b> Consists of a balance handle, backstop and step starters to overcome stairs.	●	●	●
	<b>A-Frame Stillage</b> Perfect for moving sheets of glass and other material. Under 2m high when fitted. 1.5m to 2.5m long.	-	●	●

● = Available ○ = Pro models only



**Contact Us:** Tracked Carriers Ltd. The Forge, 154 Maldon Road, Tiptree, Essex CO5 0PH  
 Telephone: +44 (0)1621 810999 E-mail: [info@trackedcarriers.co.uk](mailto:info@trackedcarriers.co.uk) Web: [www.trackedcarriers.co.uk](http://www.trackedcarriers.co.uk)